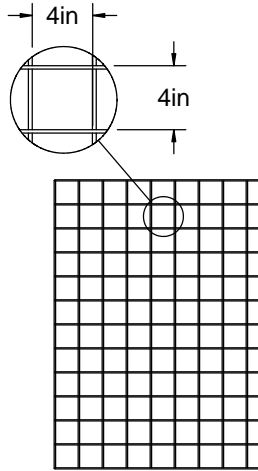



## GENERAL PURPOSE PANELS

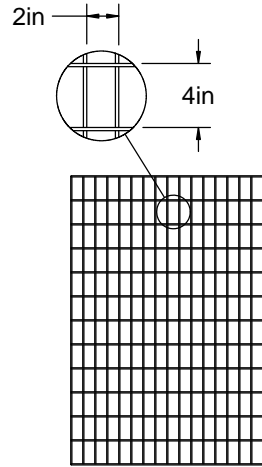


48" TALL, 20' LONG




60" TALL, 16' LONG

## HORSE PANELS

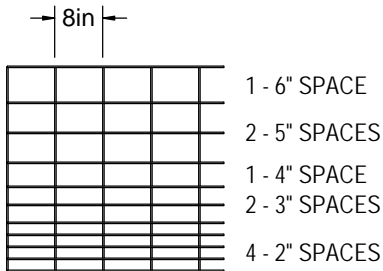


48" TALL, 16' LONG



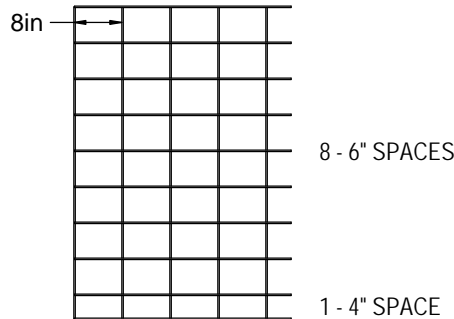
60" TALL, 16' LONG

## HOG PANEL



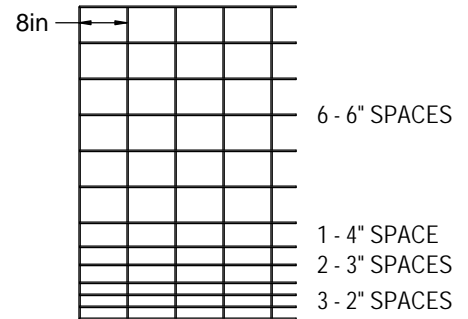
34" TALL, 16' LONG

## CATTLE PANEL



52" TALL, 16' LONG

## COMBINATION PANEL



52" TALL, 16' LONG

PART NUMBER	DESCRIPTION
WWP44420GP	48" X 16' - 6 GA 4" X 4" MESH GENERAL PURPOSE PANEL
WWP54420GP	60" X 16' - 6 GA 4" X 4" MESH GENERAL PURPOSE PANEL
WWP424HP	48" X 20' - 6 GA 2" X 4" HORSE PANEL
WWP524HP	60" X 16' - 6 GA 2" X 4" HORSE PANEL
WWP11HP	34" X 16' - 4 GA 11-WIRE HOG PANEL
WWP10CP	52" X 16' - 4 GA 10-WIRE CATTLE PANEL
WWP13CP	52" X 16' - 4 GA 13-WIRE CATTLE PANEL COMBO



DRAWN BY: WHETSTONE, J	<b>FENCE SUPPLY INC.</b> 435 US HIGHWAY 80 SUNNYVALE, TX 75182 www.fencesupplyinc.com
CHECKED BY: BROWN, C	
DATE: 1/29/2014	TITLE: WIRE FENCE PANELS
CUSTOMER:	SERIES: FARM & RANCH
	SHEET: 1 OF 1
	APPLICATION: